



Presentation

National Task Force on Vehicle Weights and Dimensions Policy

The Evolution of the Canadian Crane Rental Association (CCRA)

December 6, 2023

Presenters: Justin Andrews & Mike Lavoie, Co-Chairs, CCRA Weights & Dimensions Committee

Claire Bélanger-Parker, Executive Director



Reasons for celebration!

- First Crane Rental Industry Profile
- 20% Membership Growth
- Contractor owners of cranes (construction, mining, oil & gas, wind...)
- Crane Rental Association of Ontario (CRAO), Association des propriétaires du grues du Québec (APGQ), BC Crane Safety,
- Harmonization for All-Terrain Cranes with AB, BC, SK

International Crane Stakeholders Assembly



<https://icsa-crane.org/>

SC&RA
USA

CICA
Australia

ESTA
Europe

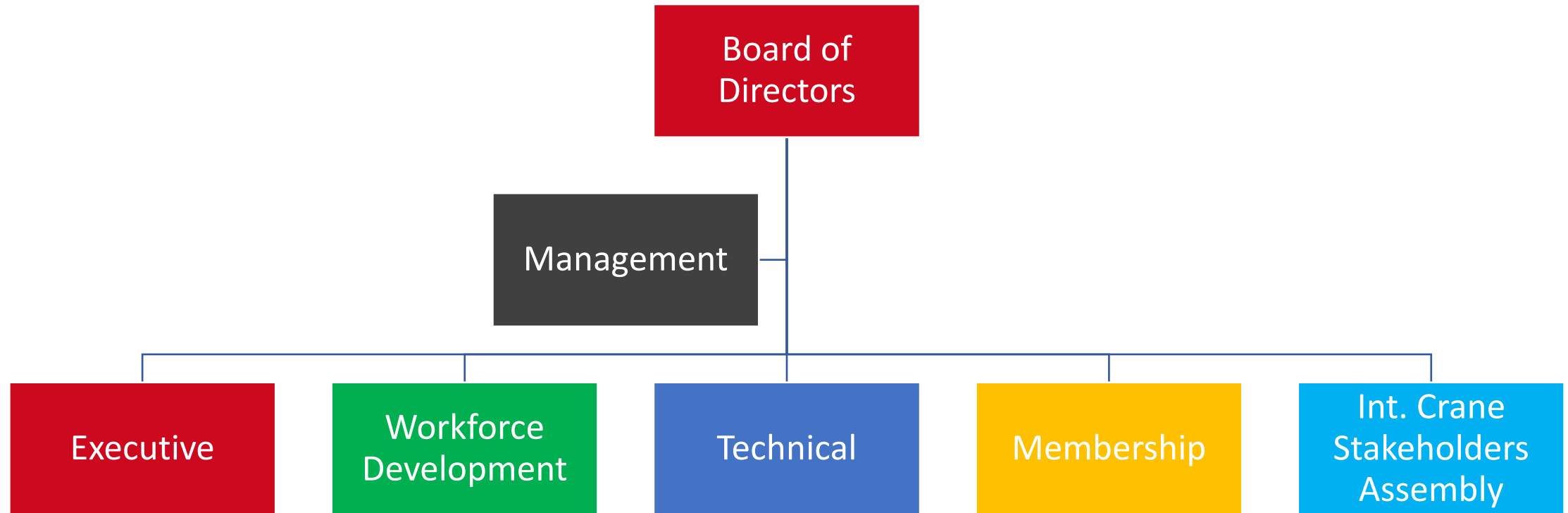


FEM

AEM

JCA
Japan

Board Structure





Technical Committee

CSA

Z150

Z248

Telehandlers

Harmonization
Western Prov.

Harmonization
Atlantic Prov.

R & D
Cranes/Dollies

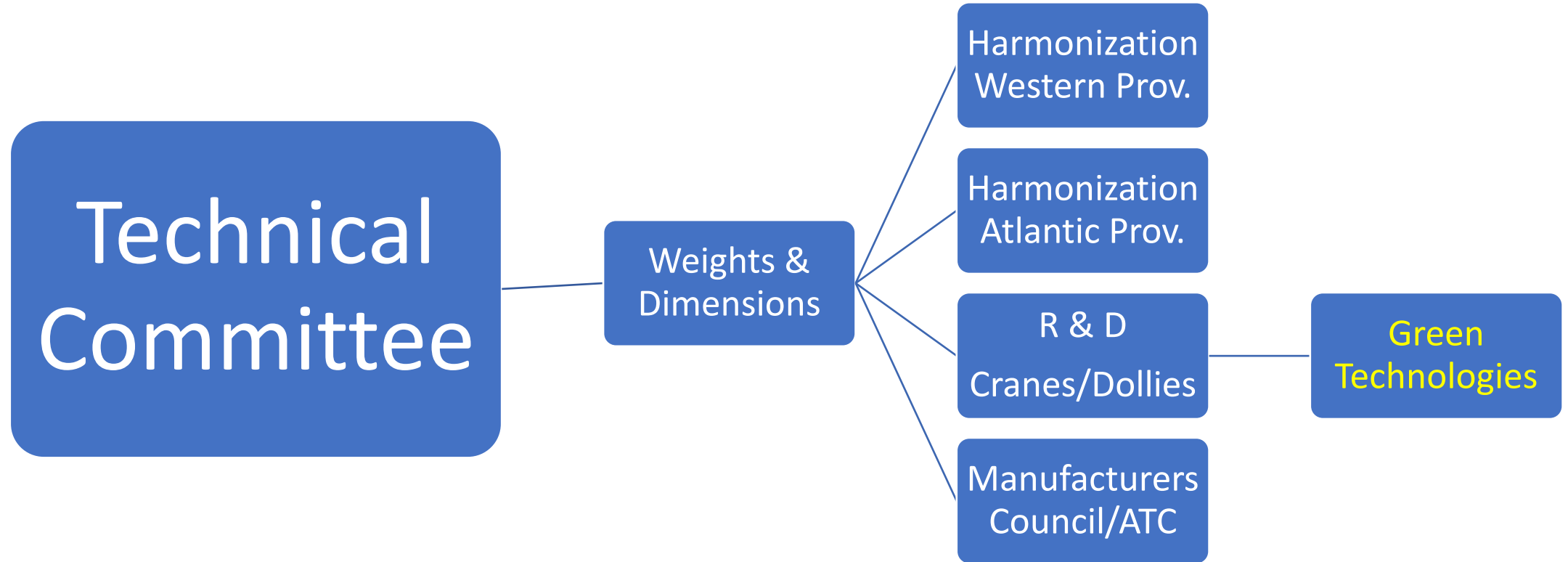
Manufacturers
Council / ATC

Weights &
Dimensions

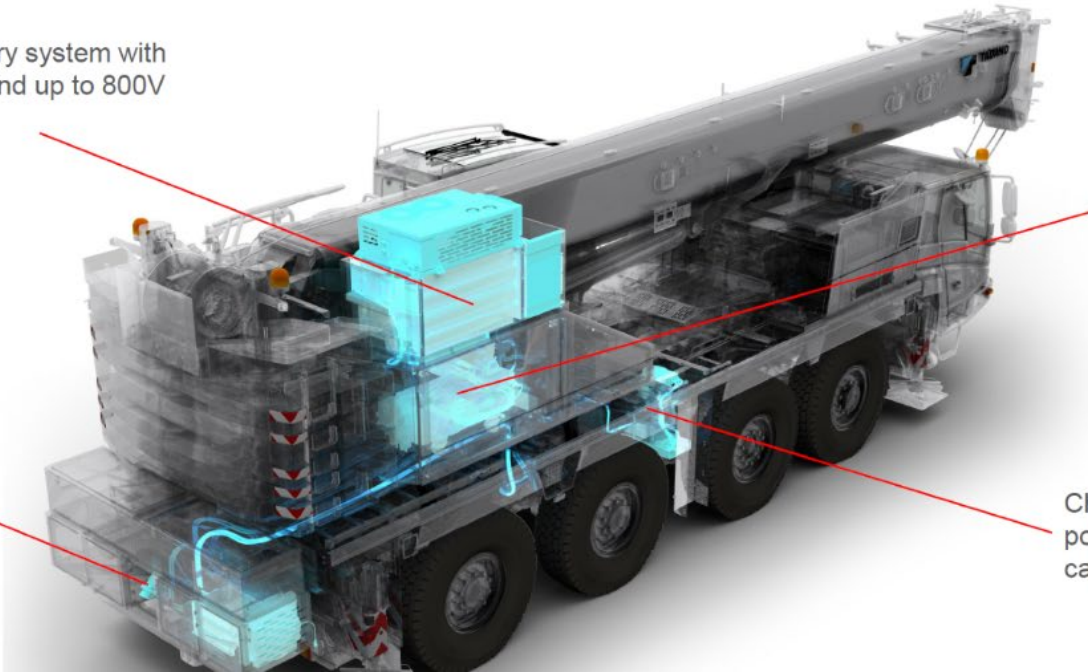
Cranes near
airport

Cranes near
power lines

Tower Crane
Manuf. Council



High-voltage battery system with 70 kWh capacity and up to 800V system voltage



Electric motor with 115 kW continuous power, 550 Nm nominal torque and up to 1200 Nm peak torque

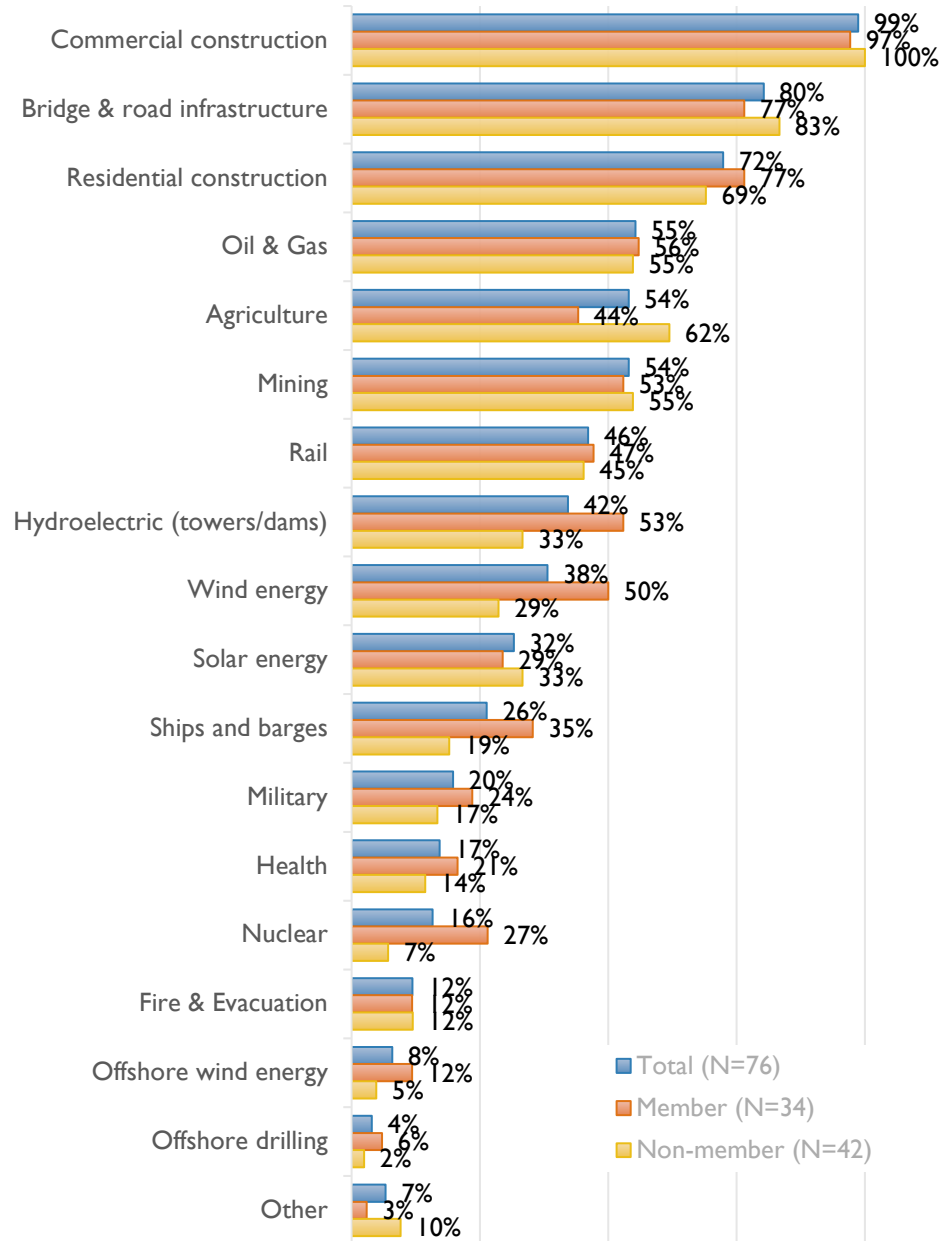


Charging power of over 50 kW possible with generator at the carrier diesel engine

Charging power of over 40 kW possible at a standard CEE socket



Industries we serve



Estimated Number of Cranes

	Average # of Cranes	Total Cranes
By Type of Crane		
All-terrain mobile cranes	8.5	584
Articulated cranes	1.0	72
Carry deck cranes	2.9	197
Lattice Crawler Cranes	3.6	249
Front-mounted boom trucks	3.7	253
Rear-mounted boom trucks	1.0	71
Swing cab boom trucks	3.4	232
Rough terrain cranes	10.6	732
Tele-boom crawler cranes	0.4	26
Self-erecting tower cranes	0.8	58
Spider cranes	0.6	39
Tower cranes	1.1	79
Hydraulic truck mounted cranes	5.7	391
Lattice boom truck mounted cranes	0.3	21
Total	43.5	3,005
By Region		
Alberta	16.9	1,165
British Columbia	9.3	642
Manitoba	0.6	42
New Brunswick	3.4	234
Newfoundland & Labrador	0.4	29
Northwest Territories	0.0	0
Nova Scotia	1.5	107
Nunavut	0.0	0
Ontario	4.2	289
Prince Edward Island	0.3	21
Quebec	5.1	353
Saskatchewan	1.7	115
Yukon	0.1	8
Total	43.5	3,005



Next Steps

- Improvement to online permitting process and weekend access
- Working together toward harmonization of weights & dimensions for the crane industry
- Working together to prepare for the impact of green technologies
- National Task Force on Weights and Dimensions Policy – Crane Industry



Questions?

Justin Andrews – justin.andrews@tadano.com

Mike Lavoie – mikel@myshaksales.com

Claire Bélanger-Parker – claire@ccra-aclg.ca